DC Pneumatic Time Delay Relays - Type PMT Bulletin 7314
(.2 seconds to 3minutes)



"On-Delay" Operation



"Off-Delay" Operation

Bulletin 7314 D-C Time Delay Relays are identical in construction to the Bulletin 7313 Timing Relays except for the use of a conventional 2 lead operating coil rather than a tapped (3-lead) coil. They feature the same accurate piston-type timing head as used on all other timing relays in the PM family.

Universal poles, with two electrically isolated contacts per pole-one normally open and one normally closed-are also used. These timing relays are available for either On Delay or Off Delay operation in three basic models: (1) with timed pole; (2) with one timed and one instantaneous pole or (3) with two timed poles.

Timing range adjustable from 0.2 seconds to 3 minutes Accuracy + 10%

Type Oper'n Plus Delay	No. of Univ. Poles	Contacts: Time Delay N.O.	Time Delay N.C.	Instan. Aux. N.O.	Instan. Aux. N.C.	Universal Pole Arrangement	Open Type Relays: Without Dial Catalog No	Price
On Delay	1	1	1				714UP	$726.
Off Delay	1	1	1				714UPD	
On Delay	2	1	1	1	1		714UPA	792.
Off Delay	2	1	1	1	1		714UPDA	
On Delay	2	2	2				714UPE	924.
Off Delay	2	2	2				714UPDE	

Coil Burden 17.2 watts

Contact Ratings - 10 Amps Continuous

D-C Applications

Volts	Amperes Interrupting Rating Resistive Load Non-Inductive N.O.	N.C.	Inductive Load N.O. or N.C.
64 or less	10	10	2.2
120	8	6	1.1
240	2	1	.55

A-C Applications

Volts	Make	Break
110	60	6
220	30	3
440	15	1.5
550	12	1.2

Note:

[1] On Delay - timed interval occurs between energization of the coil and actuation of timed contact.
Off Delay - timed interval occurs betwen de-engerization of the coil and actuation of timed contact.
Field conversion of relays from On Delay to Off Delay operation, or vice-versa, is not recommended because a special technique is required.

[2] Each universal pole consists of 1 N.O. & 1 N.C. independent isolated contacts suitable for 600 volts at opposite polarity, a-c or d-c.

[3] Letter T on relay sketches indicated location of time delay poles. Letter I on relay sketches indicates location of instaneous poles. Dotted lines indicate where universal poles may be added.

K

023

Ordering Information

- Use complete catalog number. Replace the (*) with the suffix from Coil Table.
- Overlapping contacts are available in the same contact block at $108 per pair
- For timer with dial, specify "with dial." Add (each) $60.
- Price addition of $30 per relay. For 95 volt coils , use coil suffix 95. $150 set up charge for 5 or less units

Coil Table DC Voltage

DC Voltage	Suffix
120	120
240	240

Modification Kits for Type PM Family - Discount Schedule JC55

Description	Catalog Number	Price
Kits for BUL. 7305 Type PM Convertible Pole Relays		
Pole Kits (All are convertible)		
N.O. Non-Overlap Contacts, Closed Top	KPM-1A	$ 36.
N.C. Non-Overlap Contacts, Closed Top	KPM-2A	36.
N.O. Non-Overlap Contacts, Open Top	KPM-3A	36.
N.C. Non-Overlap Contacts, Open Top	KPM-4A	36.
N.O. Non-Overlap Contacts, Open Top, Double Ended Carrier	KPM-5A	36.
N.C. Non-Overlap Contacts, Open Top, Double Ended Carrier	KPM-6A	36.
N.O. Overlapping Contacts, Closed Top	KPM-21A	60.
N.C. Overlapping Contacts, Closed Top	KPM-22A	60.
N.O. Overlapping Contacts, Open Top	KPM-23A	60.
N.C. Overlapping Contacts, Open Top	KPM-24A	60.
N.O. Overlapping Contacts, Open Top, Double Ended Carrier	KPM-25A	60.
N.C. Overlapping Contacts, Open Top, Double Ended Carrier	KPM-26A	60.
N.O. Non-Overlap Anti-Weld Contacts, Closed Top	KPM-31A	48.
N.C. Non-Overlap Anti-Weld Contacts, Closed Top	KPM-32A	48.
N.O. Non-Overlap Anti-Weld Contacts, Open Top	KPM-33A	48.
N.C. Non-Overlap Anti-Weld Contacts, Open Top	KPM-34A	48.
N.O. Non-Overlap Anti-Weld Contacts, Open Top, Double Ended Carrier	KPM-35	48.
N.C. Non-Overlap Anti-Weld Contacts, Open Top, Double Ended Carrier	KPM-36	48.
N.O. Non-Overlap Gold Bonded Contacts, Closed Top	KPM-41	90.
N.C. Non-Overlap Gold Bonded Contacts, Closed Top	KPM-42	90.
N.O. Non-Overlap Gold Bonded Contacts, Open Top	KPM-43	90.
N.C. Non-Overlap Gold Bonded Contacts, Open Top	KPM-44	90.
N.O. Non-Overlap Gold Bonded Contacts, Double Ended Carrier	KPM-45	90.
N.C. Non-Overlap Gold Bonded Contacts, Double Ended Carrier	KPM-46	90.
Adapter Plate (to add 13th or 14th pole)	KPM-15	18.
Kits for BUL. 7305 Type PMA Universal Pole Relays		
Pole Kit - N.O. & N.C. Non-Overlap Contacts, Closed Top	KPMA-1	54.
N.O. & N.C. Non-Overlap Anti-Weld Contacts, Closed Top	KPMA-2	78.
N.O. & N.C. Overlapping Contacts, Closed Top	KPMA-21	108.
N.O. & N.C. Overlapping Anti-Weld Contacts, Closed Top	KPMA-22	132.
Kits for BUL. 7305 Type PMF Duplex-Pole Relays		
Pole Kits - 2 N.O. Non-Overlap Contacts, Closed Top	KPMF-1	54.
2 N.O. Non-Overlap Anti-Weld Contacts, Closed Top	KPMF-2	78.
Kit for BUL. 7305 Type PML or PMAL Latch Relays		
Latch Kit, with coil - Specify trip coil voltage suffix: - 76 (110-120v 60hz). —26 (220-240v 60hz), - 46 (440-480v 60hz). Specify other voltages	KPMH-12	168.
Kits for BUL. 7313 Type PMT Timing Relays		
Contact Operating Link for R.H. Timed Pole	KPMT-1	18.
Contact Operating Link for Instantaneous Pole	KPMT-2	18.
Contact Mounting Bracket and Arm Assembly (R.H.)	KPMT-3	36.
Contact Mounting Bracket and Arm Assembly (L.H.)	KPMT-4	36.


Kit KPM-2A


Kit KPM-4A


Kit KPM-6A


Kit KPMA-1

Kit KPMH-12

Kit KPMT-12

Renewal Parts Kits - Discount Schedule JC80

Renewal Parts Kits for BUL. 7305 Type PM Convertible Pole Relays	Cat. No.	Price
Contact Arm, Short (4 Pole) with screws	KPM-7	23.
Contact Arm, Long (6 Pole) with screws	KPM-8	32.
Assembled Magnet and Rod (Straight-End Bracket) A-c Relays	KPM-9	152.
Assembled Magnet and Rod (Hooked-End Bracket) A-c Relays	KPM-10	152.
Assembled Magnet and Core. 2,3 & 4 Pole D-c Relays (Includes Rod, Bracket & Contact Arm)	KPM-16	173.
Assembled Magnet and Core, 6 & 8 Pole D-c Relays (Includes Rod, Bracket & Contact Arm)	KPM-17	179.
Renewal Parts for BUL. 7313 Type PMT Timing Relays		
Assembled Magnet and Rod (Folio 2 Relays)	KPMT-10	301.
Timing Head (without dial) (Folio 2 Relays)	KPMT-12	524.

K

420